

DATE: June 18, 2004

TO: A. Lorris Betz
FROM: Raymond F. Gesteland

SUBJECT: 6-Part Monthly Activity Report

Part I of VI--RESEARCH ACTIVITY SUMMARY

	May 2004		May 2003		FISCAL YEAR TO DATE (7/03-5/04)		FISCAL YEAR TO DATE (7/02-5/03)	
	<u>No.</u>	<u>Total Amt.</u>	<u>No.</u>	<u>Total Amt.</u>	<u>No.</u>	<u>Total Amt.</u>	<u>No.</u>	<u>Total Amt.</u>
PROPOSALS*	152	\$ 85,341,116	141	\$ 98,176,090	1,703	\$ 921,363,515	1,471	\$ 863,675,296
AWARDS								
Research	124	\$11,746,866	129	\$14,224,208	1,446	\$196,499,796	1,391	\$188,090,581
Other	27	1,140,209	22	674,218	355	28,213,401	369	25,156,458
Instruction	16	1,025,328	14	685,061	148	16,253,323	118	13,230,718
Clinical	18	876,612	18	4,049,264	225	14,483,101	136	16,959,071
SUBTOTALS	185	14,789,015	183	19,632,751	2,174	255,449,621	2,014	243,436,828
Fellowships & Financial Aids		2,913,583		2,671,785		19,378,918		17,141,863
ALL AWARD TOTALS		\$ 17,702,598		\$ 22,304,536		\$ 274,828,539		\$ 260,578,691

cc: Coralie Alder
James R. Bardsley
A. Lorris Betz
Jeffrey R. Botkin
Paul Brinkman
Jayne Carney
Arnold B. Combe
Fred C. Esplin
John G. Francis
Raymond F. Gesteland
Jerry Kaplan
Richard E. Kendell
Elliott C. Kulakowski
Gary D. Levy
Nancy Lyon
J. Michael Mattsson
Barbara K. Nielsen
David W. Pershing
Ronald J. Pugmire
Lee Siegel
Laura Snow
Kimberly Wirthlin

Raymond F. Gesteland
Vice-President for Research

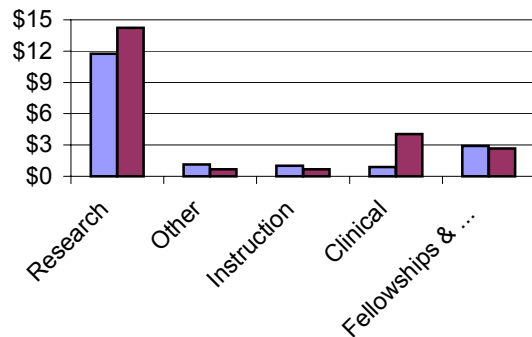
Part I of VI

Summary of University Research Activity

May 2004

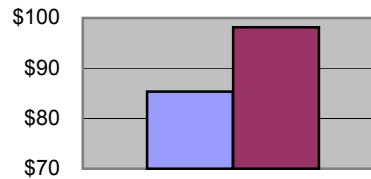
May 2004 vs. May 2003

Awards, In Millions



■ Awards This Month
■ Awards, Same Month Last Year

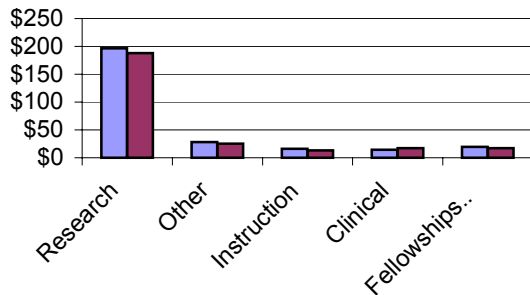
Proposals, In Millions



■ All Proposals, This Month
■ All Proposals, Same Month Last Year

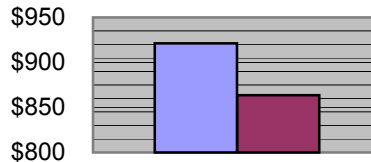
FYTD May 2004 vs. FYTD May 2003

Awards, In Millions



■ Awards, This Fiscal Year To Date
■ Awards, Same Month Last Fiscal Year To Date

Proposals, In Millions



■ All Proposals, This Fiscal Year To Date
■ All Proposals, Last Fiscal Year To Date

VICE-PRESIDENT FOR RESEARCH

May 2004

Part II of VI--PROPOSALS AND AWARDS OVER \$1 MILLION

DATE: June 18, 2004

PROPOSALS

	Department	Sponsor Name	Proposal Title	Start Date	End Date	Total Amount
College of Engineering						
Ameel, Timothy A	Mechanical Engineering	NSF/Natl Science Fndn	IGERT: Microfluidic Systems Addressing Biological Complexity.	8/15/05	8/14/10	\$3,198,970
Furse, Cynthia	Electr & Computer Engr	NSF/Natl Science Fndn	IGERT: Non-Destructive Evaluation Of Aging Systems.	9/1/04	8/31/09	\$3,181,814
Solzbacher, Florian	Electr & Computer Engr	PHS/Public Health Service	Development Of A Fully Integrated, Biocompatible Micropower Chronic Neural Recording Array.	1/1/05	12/31/08	\$2,816,993
Kopecek, Jindrich R	Bioengineering	PHS/Public Health Service	Hybrid Hydrogels Self-Assembled From Graft Copolymers.	4/1/05	3/31/10	\$1,681,875
School of Medicine						
Hopkins, Paul N	Internal Medicine	PHS/Public Health Service	Lipoprotein Subclass Heterogeneity And CAD Risk.	4/1/05	3/31/10	\$3,305,722
Benjamin, Ivor J	Internal Medicine	PHS/Public Health Service	Training In Cardiovascular Research.	7/1/05	6/30/10	\$2,396,365
Parks, Thomas N	Neurobiology & Anatomy	PHS/Public Health Service	Translational Research In The Clinical Neurosciences.	7/1/05	6/30/10	\$2,239,961
Kaplan, Jerry	Pathology	PHS/Public Health Service	Mechanism And Regulation Of Iron Export By Ferroportin.	4/1/05	3/31/10	\$2,199,070
Samowitz, Wade S	Pathology	PHS/Public Health Service	APC And B-Catenin Mutations In Colorectal Cancer.	4/1/05	3/31/09	\$2,133,170
Thummel, Carl S	Human Genetics	PHS/Public Health Service	Molecular Mechanisms Of Steroid-Triggered Programmed Cell Death.	4/1/05	3/31/10	\$2,081,287
Murtaugh, Maureen	Family & Preventive Med	PHS/Public Health Service	Navajo Bone Health Study.	4/1/05	3/31/09	\$1,931,155
Li, Dean Y	Human Molec Biol & Geneti	PHS/Public Health Service	Netrins Regulate Angiogenesis.	4/1/05	3/31/10	\$1,868,750
Litwin, Sheldon E	Internal Medicine	PHS/Public Health Service	Mechanisms Of The Diabetic Myocardial Vulnerability.	7/1/05	6/30/10	\$1,868,750
Capecchi, Mario R	Human Genetics	PHS/Public Health Service	Genetic Models Of Cardiovascular, Renal & Pulmonary Diseases.	4/1/05	3/31/10	\$1,654,682

PROPOSALS (continued)

	<i>Department</i>	<i>Sponsor Name</i>	<i>Proposal Title</i>	<i>Start Date</i>	<i>End Date</i>	<i>Total Amount</i>
School of Medicine (continued)						
Viskochil, David H	Pediatrics	DOD / Army / Med Res Mater Com	Osseous Manifestations Of Neurofibromatosis Type 1: Clinical Outcomes And Molecular Analyses.	1/1/05	1/1/09	\$1,511,936
Zimmerman, Guy A	Internal Medicine	PHS/Public Health Service	Cellular And Molecular Responses In Lung Disease.	7/1/05	6/30/10	\$1,263,900
Clark, Edward B	Pediatrics	PHS/Public Health Service	Utah Pediatric Fellow Research Training Program.	4/1/05	3/31/10	\$1,182,251
Lane, Robert H	Pediatrics	PHS Prime Flow Thru / Univ Of Cal/Davis	Zinc Deprivation Alters Chromatin Structure.	4/1/05	3/31/10	\$1,121,250
Jeong, Eun-Kee	Radiology	PHS/Public Health Service	High-Res Multishot DTI By Real-Time Navigation.	4/1/05	3/31/09	\$1,014,748
McClain, Donald A	Internal Medicine	PHS Prime Flow Thru / Brigham & Womens Hosp	Vascular Dysfunction In IDDM: Genes, Inflammation, RAAS.	4/1/05	3/31/10	\$1,006,944
College of Nursing						
Kinney, Anita Y	Coll Nursing/Dean's Off	PHS/Public Health Service	Genetic Testing For Breast-Ovarian Cancer In Puerto Rico.	4/1/05	3/31/10	\$3,204,105
College of Pharmacy						
Ireland, Chris M	Medicinal Chemistry	PHS/Public Health Service	Anticancer Agents From Unique Natural Products Sources.	5/1/05	4/30/10	\$5,693,762
Rollins, Douglas E	Pharmacology & Toxicology	PHS/Public Health Service	Training Grant In Substance Abuse And Addiction Research.	4/1/05	3/31/10	\$1,323,510
Lu, Zheng-Rong	Pharmaceut & Pharm Chem	PHS/Public Health Service	Noninvasive Imaging Of Drug Delivery In Cancer Treatment.	3/1/05	2/28/09	\$1,196,000
College of Science						
Babst, Markus	Biology	PHS/Public Health Service	VPS4 And The MVB Sorting Pathway.	1/1/05	12/31/10	\$1,868,750
Lark, Karl G	Biology	PHS/Public Health Service	Genetic Architecture Of The Mammalian (Canid) Skeleton.	3/1/05	2/28/10	\$1,868,750
College of Social & Behavioral Sciences						
Pasupathi, Monisha	Psychology	PHS/Public Health Service	Adolescent Self-Development In Storytelling: Normative And Delinquent Development.	7/31/05	7/31/10	\$1,681,875
Sr VP/Health Sciences						
Bernard, Philip S	Huntsman Cancer Institute	PHS/Public Health Service	Cooperative DNA Alterations In Breast Cancer.	4/1/05	3/31/10	\$1,532,375

PROPOSALS (continued)

	<i>Department</i>	<i>Sponsor Name</i>	<i>Proposal Title</i>	<i>Start Date</i>	<i>End Date</i>	<i>Total Amount</i>
<i>Sr VP/Health Sciences (continued)</i>						
Topham, Matthew K	Huntsman Cancer Institute	PHS/Public Health Service	Regulation Of RASGRPs By Diacylglycerol Kinases.	4/1/05	3/31/10	\$1,495,000
Lee, Ruey-Min	Huntsman Cancer Institute	PHS Prime Flow Thru / Univ Of Oklahoma	Arotinoid And Stilbenoid Mechanism In Mitochondria (Program 3).	5/1/05	4/30/10	\$1,129,537

AWARDS

<i>School of Medicine</i>						
Mcmahon, William M	Psychiatry	PHS/Public Health Service / Natl Inst Child Hlth Huma	Utah Autism Program.	6/1/02	5/31/07	\$1,077,076

VICE-PRESIDENT FOR RESEARCH
May 2004
Part III of VI--TOP 10 "OTHER" AWARDS

DATE: June 18, 2004

	<i>Department</i>	<i>Sponsor Name</i>	<i>Title</i>	<i>Start Date</i>	<i>End Date</i>	<i>Total Amount</i>
Taylor, Jack L	Animal Resource Center	Medquest Products Inc	Medquest.	5/15/04	6/14/07	\$352,749
Huether, Sue E	Nursing	State Of Utah / Dept Of Human Services	Wasatch Youth Corrections.	7/1/02	9/30/04	\$128,356
Klewicki, Joseph C	Mechanical Engineering	DOD / Army / US Military Academy / West Point	IPA Agreement For Professor Gary Sandquist.	7/15/03	5/31/05	\$125,000
Taylor, Jack L	Animal Resource Center	Depuy Spine Inc	Depuy Spine 2.	5/20/04	5/19/05	\$104,000
Ehleringer, James R	Biology	NSF/Natl Science Fndn	RCN: Biosphere-Atmosphere Stable Isotope Network (Basin).	3/15/01	2/28/05	\$71,719
Stiefel, Scott R	Psychiatry	State Of Utah / Dept Of Human Services	Psychiatric Services And Treatment To DHS Eligible Individuals.	7/1/95	9/30/04	\$69,736
Hardy, Barbara N	Utah Addiction Ctr	PHS Prime Flow Thru / St Of Ut / Dept Of Health	Utah Addiction Center.	7/1/02	6/30/04	\$67,500
Davis, Rebecca W	KUED	State Of Utah / Dept Of Workforce Servs	Workforce Services Multimedia & Video Production Of The Television Commercials, Video & CD-ROM Testimonials, Regional Messages & Teleclaim English...	8/24/00	8/24/04	\$60,900
Vanegas, Melanie R	Coll Health/Dean'S Office	PHS Prime Flow Thru / Natl Youth Sports Corp	2004 National Youth Sports Program.	6/1/04	5/31/05	\$60,000
Tom-Orme, Lillian J	Family & Preventive Med	PHS/Public Health Service / Natl Cancer Instit	Intergovernmental Personnel Act (IPA) Agreement - Lillian Tom-Orme.	10/1/96	5/4/05	\$58,063

VICE-PRESIDENT FOR RESEARCH
May 2004
Part IV of VI--AWARDS BY SPONSOR

DATE: June 18, 2004

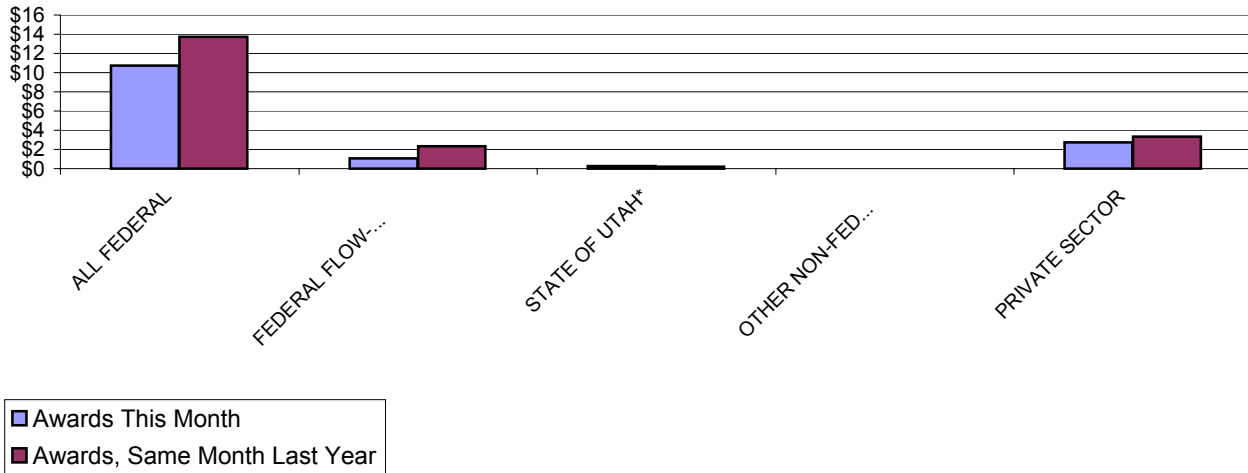
	May 2004		May 2003		FISCAL YEAR TO DATE (7/03-5/04)		FISCAL YEAR TO DATE (7/02-5/03)	
	<u>No.</u>	<u>Total Amt.</u>	<u>No.</u>	<u>Total Amt.</u>	<u>No.</u>	<u>Total Amt.</u>	<u>No.</u>	<u>Total Amt.</u>
ALL FEDERAL	80	\$ 10,762,149	99	\$ 13,747,636	959	\$ 176,098,984	939	\$ 165,241,020
Misc. Federal Agencies	3	747,228	0	-	14	2,800,549	6	759,126
Nat'l Aeronaut/Space Adm	3	257,596	2	131,000	23	1,735,787	24	1,829,081
Nat'l Endowmt/Humanities	0	-	0	-	4	127,402	1	107,331
Nat'l Science Foundation	15	1,222,165	20	1,678,123	161	24,763,177	142	20,136,365
US Dept of Agriculture	2	70,400	1	7,000	3	145,360	2	141,510
US Dept of Commerce	0	-	1	20,487	8	533,953	9	313,488
US Dept of Defense	3	294,493	4	192,589	38	4,408,526	48	4,443,928
US Dept of Education	3	399,669	2	382,880	20	3,366,292	13	2,510,001
US Dept of Energy	3	724,567	11	296,866	47	6,013,742	82	9,961,732
US Dept of the Interior	1	(2,000)	2	48,659	35	1,382,384	32	1,544,770
US Dept of Transportation	0	-	0	-	1	61,826	2	114,921
US Environmental Prot Agcy	0	-	0	-	11	2,235,400	2	100,000
US Health & Human Servs	47	7,048,031	56	10,990,032	592	128,470,165	576	123,278,767
US Veterans Admin	0	-	0	-	2	54,421	0	-
FEDERAL FLOW-DOWN	33	\$1,053,493	34	2,363,031	405	23,494,678	349	22,356,719
STATE OF UTAH*	9	264,519	9	174,860	131	7,027,243	107	6,190,688
OTHER NON-FED GOVT.	0	-	0	-	9	353,061	12	222,536
PRIVATE SECTOR	63	2,708,854	41	3,347,224	670	48,475,655	607	49,425,865
Commercial Sponsors	38	2,096,817	26	2,920,743	434	26,433,163	359	23,528,755
Not-For-Profit Sponsors	25	612,037	15	426,481	236	22,042,492	248	25,897,110
GRAND TOTALS	185	\$ 14,789,015	183	\$ 19,632,751	2174	\$ 255,449,621	2014	\$ 243,436,828

* State of Utah direct and prime flow-down sponsorship

Part IV of VI Summary of Awards by Sponsor May 2004

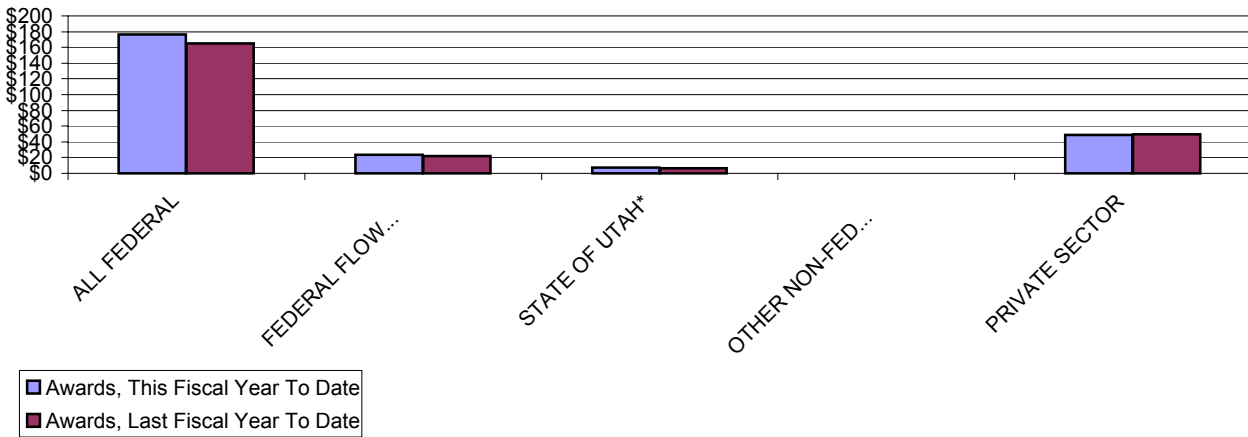
May 2004 vs. May 2003

Awards, In Millions



FYTD May 2004 vs. FYTD May 2003

Awards, In Millions



VICE-PRESIDENT FOR RESEARCH
May 2004
Part V of VI--AWARDS BY COLLEGE

DATE: June 18, 2004

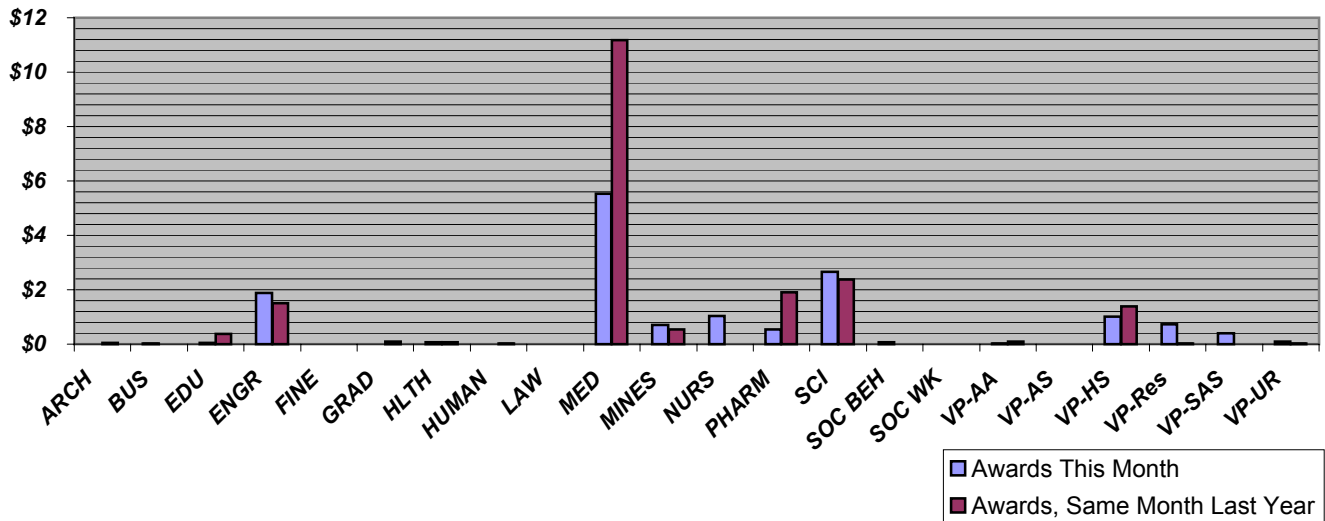
	May 2004		May 2003		FISCAL YEAR TO DATE (7/03-5/04)		FISCAL YEAR TO DATE (7/02-5/03)	
	<u>No.</u>	<u>Total Amt.</u>	<u>No.</u>	<u>Total Amt.</u>	<u>No.</u>	<u>Total Amt.</u>	<u>No.</u>	<u>Total Amt.</u>
ARCHITECTURE & PLANNING	0	-	2	43,529	2	516	5	97,537
BUSINESS	3	13,012	0	-	15	188,656	5	81,827
EDUCATION	2	36,000	2	382,880	23	3,116,753	11	2,002,368
ENGINEERING	26	1,886,369	31	1,516,852	317	31,339,957	328	34,248,012
FINE ARTS	0	-	0	-	1	44,000	4	56,000
GRADUATE SCHOOL	0	-	1	85,205	0	-	2	122,475
HEALTH	2	70,463	3	63,000	22	796,186	26	949,574
HUMANITIES	1	1,500	5	13,950	15	729,922	12	519,581
LAW	0	-	0	-	1	1,000	0	-
MEDICINE	79	5,538,907	81	11,185,020	984	117,607,457	855	114,902,269
MINES & EARTH SCIENCES	9	714,792	9	546,017	119	6,950,968	121	5,556,782
NURSING	8	1,026,615	0	-	31	4,262,350	12	2,107,071
PHARMACY	8	532,350	14	1,912,931	124	18,437,740	106	14,772,083
SCIENCE	24	2,661,051	21	2,368,735	212	30,495,088	223	25,640,072
SOCIAL & BEHAVIORAL SCIENCES	2	67,629	0	-	57	7,175,048	44	4,666,849
SOCIAL WORK	0	-	0	-	40	2,345,294	28	2,615,691
VP/ACADEMIC AFFAIRS	1	14,812	2	83,500	18	1,289,584	18	634,120
VP/ADMINISTRATIVE SERVICES	0	-	0	-	1	6,597	0	-
VP/HEALTH SCIENCES	8	1,005,728	9	1,389,132	142	26,732,950	177	31,151,711
VP/RESEARCH	6	731,248	1	30,000	25	2,210,218	21	2,446,422
VP/STUDENT AFFAIRS & SERVICES	3	399,669	0	-	13	1,049,810	8	615,116
VP/UNIVERSITY RELATIONS	3	88,870	2	12,000	12	669,527	8	251,268
GRAND TOTALS	185	\$14,789,015	183	\$19,632,751	2,174	\$255,449,621	2,014	\$243,436,828

Part V of VI

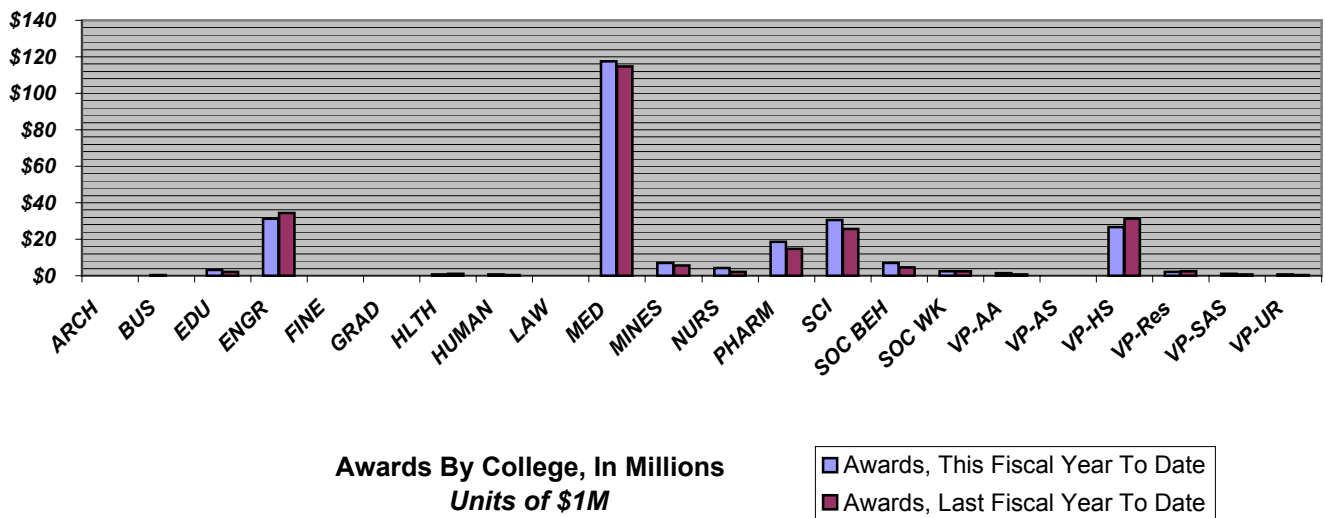
Summary of Awards by College

May 2004

May 2004 vs. May 2003



FYTD May 2004 vs. FYTD May 2003



VICE-PRESIDENT FOR RESEARCH
May 2004
Part VI of VI--GENERAL COLLEGE ACTIVITY

DATE: June 18, 2004

		May 2004		May 2003		FISCAL YEAR TO DATE (7/03-5/04)		FISCAL YEAR TO DATE (7/02-5/03)	
		<u>No.</u>	<u>Total Amt.</u>	<u>No.</u>	<u>Total Amt.</u>	<u>No.</u>	<u>Total Amt.</u>	<u>No.</u>	<u>Total Amt.</u>
ARCHITECTURE & PLANNING									
Proposals		0	-	2	46,159	1	2,500	3	48,659
Awards	Research	0	-	0	-	1	4,591	2	52,638
	Other	0	-	2	43,529	1	(4,075)	3	44,899
	Instruction	0	-	0	-	0	-	0	-
	Clinical	0	-	0	-	0	-	0	-
	Totals	0	-	2	43,529	2	516	5	97,537
BUSINESS									
Proposals		0	-	0	-	13	3,803,445	18	5,680,921
Awards	Research	2	12,712	0	-	8	124,255	2	12,000
	Other	1	300	0	-	7	64,401	3	69,827
	Instruction	0	-	0	-	0	-	0	-
	Clinical	0	-	0	-	0	-	0	-
	Totals	3	13,012	0	-	15	188,656	5	81,827
EDUCATION									
Proposals		1	225,000	1	689,305	27	9,754,957	19	7,699,474
Awards	Research	0	-	0	-	5	157,080	3	261,731
	Other	0	-	0	-	3	497,336	3	740,559
	Instruction	2	36,000	2	382,880	15	2,462,337	5	1,000,078
	Clinical	0	-	0	-	0	-	0	-
	Totals	2	36,000	2	382,880	23	3,116,753	11	2,002,368
ENGINEERING									
Proposals		23	16,288,849	16	9,517,547	292	156,027,857	264	165,396,840
Awards	Research	24	1,763,282	27	1,427,684	276	30,117,757	289	32,745,359
	Other	2	123,087	2	4,313	26	852,647	26	718,556
	Instruction	0	-	2	84,855	15	369,553	13	784,097
	Clinical	0	-	0	-	0	-	0	-
	Totals	26	1,886,369	31	1,516,852	317	31,339,957	328	34,248,012
FINE ARTS									
Proposals		0	-	0	-	1	1,500	4	242,543
Awards	Research	0	-	0	-	0	-	0	-
	Other	0	-	0	-	0	-	2	32,500
	Instruction	0	-	0	-	1	44,000	2	23,500
	Clinical	0	-	0	-	0	-	0	-
	Totals	0	-	0	-	1	44,000	4	56,000

		May 2004		May 2003		FISCAL YEAR TO DATE (7/03-5/04)		FISCAL YEAR TO DATE (7/02-5/03)	
		<u>No.</u>	<u>Total Amt.</u>	<u>No.</u>	<u>Total Amt.</u>	<u>No.</u>	<u>Total Amt.</u>	<u>No.</u>	<u>Total Amt.</u>
GRADUATE SCHOOL									
<i>Proposals</i>		0	-	0	-	0	-	2	122,475
<i>Awards</i>	Research	0	-	1	85,205	0	-	2	122,475
	Other	0	-	0	-	0	-	0	-
	Instruction	0	-	0	-	0	-	0	-
	Clinical	0	-	0	-	0	-	0	-
	<i>Totals</i>	0	-	1	85,205	0	-	2	122,475
HEALTH									
<i>Proposals</i>		2	514,736	1	1,750,000	25	7,335,095	23	10,622,805
<i>Awards</i>	Research	0	-	2	5,000	8	186,059	11	214,908
	Other	1	60,000	1	58,000	12	541,831	13	653,219
	Instruction	0	-	0	-	1	57,833	2	81,447
	Clinical	1	10,463	0	-	1	10,463	0	-
	<i>Totals</i>	2	70,463	3	63,000	22	796,186	26	949,574
HUMANITIES									
<i>Proposals</i>		0	-	1	1,500	22	10,644,828	16	2,399,569
<i>Awards</i>	Research	0	-	0	-	1	74,215	3	245,350
	Other	0	-	1	3,350	8	25,703	4	120,631
	Instruction	1	1,500	4	10,600	6	630,004	5	153,600
	Clinical	0	-	0	-	0	-	0	-
	<i>Totals</i>	1	1,500	5	13,950	15	729,922	12	519,581
LAW									
<i>Proposals</i>		0	-	0	-	3	12,175	0	-
<i>Awards</i>	Research	0	-	0	-	0	-	0	-
	Other	0	-	0	-	1	1,000	0	-
	Instruction	0	-	0	-	0	-	0	-
	Clinical	0	-	0	-	0	-	0	-
	<i>Totals</i>	0	-	0	-	1	1,000	0	-
MEDICINE									
<i>Proposals</i>		66	38,389,226	76	48,040,849	685	404,524,192	555	328,769,418
<i>Awards</i>	Research	49	4,261,920	52	6,944,750	579	87,326,734	530	81,915,359
	Other	10	33,483	10	335,590	129	8,123,668	143	9,942,473
	Instruction	6	534,710	4	205,726	75	8,816,904	60	6,933,334
	Clinical	14	708,794	15	3,698,954	201	13,340,151	122	16,111,103
	<i>Totals</i>	79	5,538,907	81	11,185,020	984	117,607,457	855	114,902,269
MINES & EARTH SCIENCES									
<i>Proposals</i>		9	988,282	8	2,436,061	91	20,020,038	109	27,306,619
<i>Awards</i>	Research	9	714,792	9	546,017	101	6,537,740	85	3,884,765
	Other	0	-	0	-	18	413,228	36	1,672,017
	Instruction	0	-	0	-	0	-	0	-
	Clinical	0	-	0	-	0	-	0	-
	<i>Totals</i>	9	714,792	9	546,017	119	6,950,968	121	5,556,782

		May 2004		May 2003		FISCAL YEAR TO DATE (7/03-5/04)		FISCAL YEAR TO DATE (7/02-5/03)	
		<u>No.</u>	<u>Total Amt.</u>	<u>No.</u>	<u>Total Amt.</u>	<u>No.</u>	<u>Total Amt.</u>	<u>No.</u>	<u>Total Amt.</u>
NURSING									
Proposals		2	3,670,337	5	2,454,481	19	15,011,542	22	15,082,240
Awards	Research	3	655,035	0	-	17	2,466,381	10	1,577,938
	Other	1	128,356	0	-	6	692,733	1	433,360
	Instruction	4	243,224	0	-	8	1,103,236	1	95,773
	Clinical	0	-	0	-	0	-	0	-
	Totals	8	1,026,615	0	-	31	4,262,350	12	2,107,071

PHARMACY

Proposals		18	10,594,820	5	2,724,025	135	78,066,686	81	48,049,092
Awards	Research	5	476,873	12	1,791,648	68	9,938,756	74	12,826,733
	Other	1	15,938	1	126,283	46	7,966,882	19	1,366,907
	Instruction	0	-	1	(5,000)	4	268,635	10	482,037
	Clinical	2	39,539	0	-	6	263,467	3	96,406
	Totals	8	532,350	14	1,912,931	124	18,437,740	106	14,772,083

SCIENCE

Proposals		9	5,999,410	9	6,129,921	163	102,083,526	173	120,432,538
Awards	Research	21	2,574,582	19	2,355,082	198	29,109,509	209	24,325,670
	Other	2	76,719	1	7,653	4	150,224	7	321,618
	Instruction	1	9,750	1	6,000	10	1,235,355	7	992,784
	Clinical	0	-	0	-	0	-	0	-
	Totals	24	2,661,051	21	2,368,735	212	30,495,088	223	25,640,072

SOCIAL & BEHAVIORAL SCIENCES

Proposals		8	3,119,257	3	602,925	70	19,648,276	40	17,207,616
Awards	Research	2	67,629	0	-	44	4,569,654	29	2,839,535
	Other	0	-	0	-	13	2,605,394	13	258,545
	Instruction	0	-	0	-	0	-	2	1,568,769
	Clinical	0	-	0	-	0	-	0	-
	Totals	2	67,629	0	-	57	7,175,048	44	4,666,849

SOCIAL WORK

Proposals		1	37,375	3	487,395	21	5,873,305	23	4,283,792
Awards	Research	0	-	0	-	19	1,910,199	7	476,097
	Other	0	-	0	-	21	435,095	21	2,139,594
	Instruction	0	-	0	-	0	-	0	-
	Clinical	0	-	0	-	0	-	0	-
	Totals	0	-	0	-	40	2,345,294	28	2,615,691

SR VP FOR ACADEMIC AFFAIRS*

Proposals		2	75,668	2	28,286	15	4,525,854	21	3,319,804
Awards	Research	1	14,812	0	-	7	78,112	7	279,526
	Other	0	-	2	83,500	10	1,062,413	11	354,594
	Instruction	0	-	0	-	1	149,059	0	-
	Clinical	0	-	0	-	0	-	0	-
	Totals	1	14,812	2	83,500	18	1,289,584	18	634,120

		May 2004		May 2003		FISCAL YEAR TO DATE (7/03-5/04)		FISCAL YEAR TO DATE (7/02-5/03)	
		<u>No.</u>	<u>Total Amt.</u>	<u>No.</u>	<u>Total Amt.</u>	<u>No.</u>	<u>Total Amt.</u>	<u>No.</u>	<u>Total Amt.</u>
VP FOR ADMINISTRATIVE SERVICES*									
<i>Proposals</i>		0	-	0	-	1	7,330	0	-
<i>Awards</i>	Research	0	-	0	-	0	-	0	-
	Other	0	-	0	-	1	6,597	0	-
	Instruction	0	-	0	-	0	-	0	-
	Clinical	0	-	0	-	0	-	0	-
	<i>Totals</i>	0	-	0	-	1	6,597	0	-
SR VP FOR HEALTH SCIENCES*									
<i>Proposals</i>		8	5,279,439	7	23,036,386	88	76,753,511	80	95,510,856
<i>Awards</i>	Research	3	585,769	6	1,038,822	96	21,925,195	123	24,560,396
	Other	2	101,999	0	-	20	3,029,983	35	5,223,819
	Instruction	2	200,144	0	-	9	908,752	8	615,934
	Clinical	1	117,816	3	350,310	17	869,020	11	751,562
	<i>Totals</i>	8	1,005,728	9	1,389,132	142	26,732,950	177	31,151,711
VP FOR RESEARCH*									
<i>Proposals</i>		3	158,717	1	224,250	13	4,881,099	9	8,616,550
<i>Awards</i>	Research	2	219,791	1	30,000	12	1,163,598	3	1,651,083
	Other	4	511,457	0	-	13	1,046,620	18	795,339
	Instruction	0	-	0	-	0	-	0	-
	Clinical	0	-	0	-	0	-	0	-
	<i>Totals</i>	6	731,248	1	30,000	25	2,210,218	21	2,446,422
VP FOR STUDENT AFFAIRS & SERVICES*									
<i>Proposals</i>		0	-	0	-	3	241,413	2	2,541,225
<i>Awards</i>	Research	3	399,669	0	-	5	774,828	1	75,251
	Other	0	-	0	-	5	67,327	4	40,500
	Instruction	0	-	0	-	3	207,655	3	499,365
	Clinical	0	-	0	-	0	-	0	-
	<i>Totals</i>	3	399,669	0	-	13	1,049,810	8	615,116
VP FOR UNIVERSITY RELATIONS*									
<i>Proposals</i>		0	-	1	7,000	15	2,144,386	7	342,260
<i>Awards</i>	Research	0	-	0	-	1	35,133	1	23,767
	Other	3	88,870	2	12,000	11	634,394	7	227,501
	Instruction	0	-	0	-	0	-	0	-
	Clinical	0	-	0	-	0	-	0	-
	<i>Totals</i>	3	88,870	2	12,000	12	669,527	8	251,268
Totals, Proposals		152	\$85,341,116	141	\$98,176,090	1,703	\$921,363,515	1,471	\$863,675,296
<u>Totals, AWARDS</u>		185	\$14,789,015	183	\$19,632,751	2,174	\$255,449,621	2,014	\$243,436,828

* Amounts for Vice-Presidents' Offices may reflect activity by Institutes, Centers & other discrete organizational entities that report directly to their cognizant Vice Presidents, rather than to a College or Graduate School.